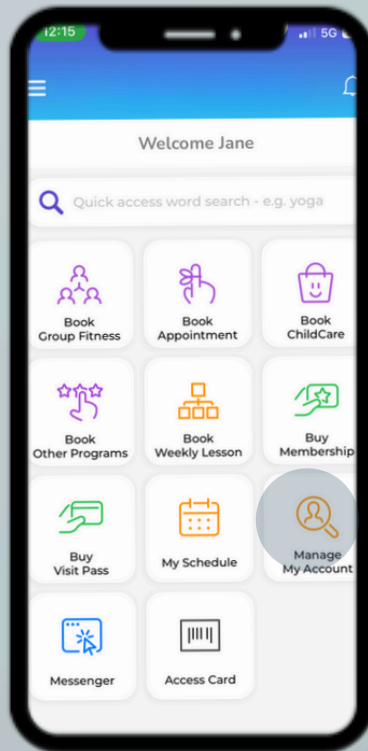


Active World

Change a Class Guide

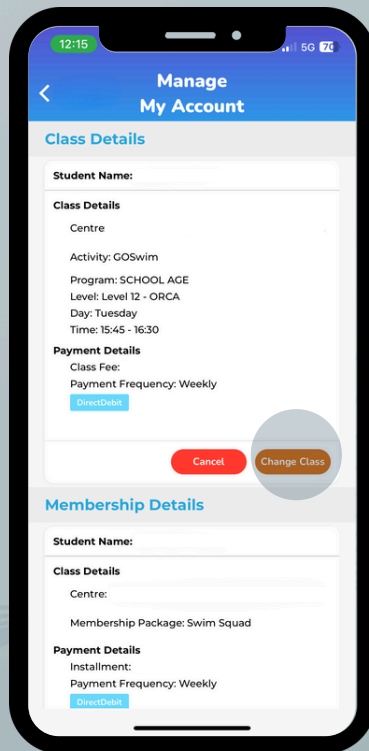


1. OPEN ACTIVEWORLD APP

- Go to home Screen
- Select 'Manage My Account' icon

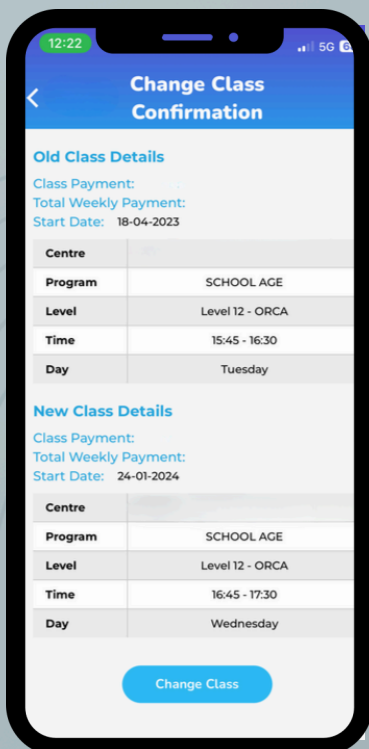
2. CHANGE CLASS (DAY/TIME/TEACHER)

- In 'My Account' screen, select 'Change Class' icon



3. CHOOSE NEW CLASS

- Available classes will be displayed
- Click on the class you want to move to



4. CONFIRM CLASS CHANGE

- Both old and new classes details will be displayed
- Click on 'Change Class' to confirm class changes

